

Search on YouTube™



Searl on YouTube

Terry Moore on the 2007 Searl Replication Project

By Tim Ventura & Dr. Terry Moore, March 20th, 2007

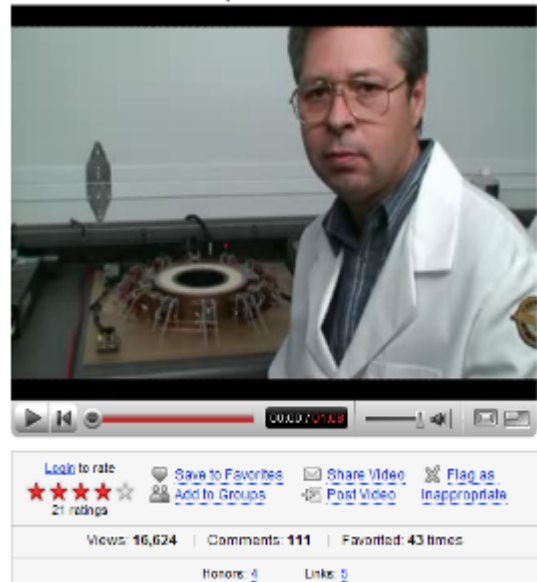
The Searl Effect Generator has always been hip. It was the first over-unity device anybody had ever heard of, and it defined the meaning of 'antigravity' in the 60's. It was also too difficult and expensive for anybody to replicate, and faded into obscurity by the 80's. Meet Terry Moore, spokesman for the team bringing the SEG back from the brink, with a brand-new replication and some startling new video fashionably unveiled on YouTube...

AAG: Let's start out with the video: we haven't heard much about Searl recently, and then out of nowhere two video clips appeared on YouTube featuring what appears to be a brand new, partially-completed, SEG prototype. I guess the best place to begin is by asking about the recent developments that led up to the production of this remarkable documentary clip...

Moore: I am very fortunate to have known John since 1988 and have remained in touch during an extended period of false partnerships from those more interested in £'s & \$'s than the technology. The delay is simple, it wasn't until last year that we found a sponsor to enable us to replicate the work Professor Searl carried out in the 60's. The equipment and test gear needed is very expensive and some has to be custom built. Building the first improved SEG without automated equipment is also time consuming. This has been the main cause of a period of apparent inaction. Finally, limited funding made available by a sponsor to cover the basic materials and equipment, will allow John's technology to be reconstructed sufficiently, to prove the science behind his work of the 1960's and 1970's.

AAG: Now as I understand things, the man in both of the YouTube videos is a fellow named Fernando Morris. Can you tell me a bit about his role in this project, as well as describe your own? I've heard that Searl himself is not currently participating in this research effort, but that a number of his colleagues – including yourself– have been working overtime to finally make a real breakthrough with the SEG. Is this true?

Twelve roller mock up of the SEG



SEG Prototype: Fernando Morris shown testing a 12-roller 'mock-up' SEG on YouTube

Moore: John is very much involved in the reconstruction of the SEG. He is providing the entire technical backup and working out the alterations required for the updated version of the SEG. Fernando Morris has been interested in the technology for many years and in just over the past two years has been reconstructing the SEG under John's guidance and instruction. He works full time in the Computer Industry and has funded much of the equipment himself.

For my part most of my time is spent on environmental work which includes alternative energy research. In order to keep in touch with the Energy section of my research, I subscribe to *American Scientist*, *Discover*, *Exotic Research Report*, *Explore for the Professional*, *Extraordinary Technology*, *Infinite Energy*, *Nature*, *New Energy Technologies*, *New Scientist*, *Nexus*, *Popular Science*, *Science*, *Scientific American*, *Solar Today*, and *MIT Technology Review*. In this connection, memberships over the years include on the science side, The American Association for the Advancement of Science, The British Association for the Advancement of Science and The New York Academy of Science. I follow a variety of web and discussion sites on the web and attend a variety of conferences on the subject of alternative energy as well as my study of the work of Professor John Searl since my first meeting with him in 1988. My part in the reconstruction work is purely administrative although over the years I have provided much information connected with the environmental issues directly and indirectly connected with John's work. It goes without saying, I have been an eager student and learnt much of the Searl technology in the past nineteen years.



Dr. Terry Moore: Shown here holding Cato, a Snow Leopard rescued by [The Cat Survival Trust](#)

John has always intended for some profits to be designated to go to the purchase and repair of forest, particularly in the Tropics. The lungs of the planet are being ripped out and we are near a dangerous tipping point with climate change. It will take many years for everyone to benefit from the SEG in their homes, offices, factories, cars, buses, lorries and boats/ships. It is hoped that a number of SEG units may be provided at a minimum cost to third world countries in exchange for a complete halt on the destruction of forest and a commitment to replanting projects.



12-Roller SEG: The SEG 'mock up' before testing.

AAG: Can you describe for me the operation of your prototype as seen in the video? It appears to be the innermost ring and a set of rollers that travel around it, with a series of what look like magnetic-coils spaced at regular intervals around the rollers. Were the coils used as a linear-induction driver to initiate rotation, and can you walk me through a typical test?

Moore: The 'mock up' demonstrations on YouTube are a necessary

part of the reconstruction work, as in order to obtain patents, data not collected or necessary in the 1960's is now required to prove the science.

The coils spaced at regular intervals are there to replace the magnetic effect of the second ring/plate. A small current is applied to stabilise the rotation. The configuration in the YouTube demonstration does produce a small current in excess of the current applied to the coils. These measurements were required for us to obtain the first patent. Once rotation is initiated, the rollers speed up to a 'working' speed which in the full SEG increases as more current is drawn from the device.

AAG: What kind of power-consumption & performance did the prototype involve, and from that can you infer any optimistic predictions about the performance of a full-sized SEG?

Moore: In these demonstration videos, the input excitation energy was around five volts at 600 milliamps (3 watts). From zero to 436 milliamps, the rollers remain stationary. However, if the voltage is increased by just two volts, the speed dramatically increases. Figures for output were not measured as they were not required for the first patent.

These mock-up versions of the SEG were not designed for power output or electricity generation. They simply illustrate that continuous rotation is possible, and provide a model to evaluate why the rollers spin, why they stay on the plate, and what input power is necessary for operation. This has helped us to determine what rare earth material is necessary to provide the input power, keeping in mind that rare earth has its own inherent voltage.



SEG Prototype: A close-up of the single-roller SEG operating in a second video clip.

AAG: So as I understand the current situation, you were able to obtain limited funding to built the current prototype in order to file patents on it. Can you tell me a bit about the patents you're filing, and whether your current funding source will continue assisting you in the construction of more advanced prototypes?

Moore: We attempted to obtain a patent before Christmas with just the mathematical detail and the patent office refused because they said our proposal would not work. We are therefore patenting a series of steps as the SEG is rebuilt. This demonstration is to prove the details of a series of mathematical and scientific documents for stage one. It is a "mock up" as although we have produced all the rollers for the SEG, we are still awaiting delivery of the remaining rings/plates. When they arrive we have some engineering before the magnetisation stage. Then at each stage a new patent will be filed to confirm the new science behind the SEG.

In the coming year we hope to complete the first redesigned SEG. The current demonstration is being sent to the UK for patent application and as soon as the new magnetic layer is machined and magnetised, we will be ready for another dynamic demonstration. You should bear in mind that all except John are working on this project in spare time. Our current sponsor is only sponsoring the materials to produce the new improved SEG. Labour and equipment costs are provided by the individual team members. If more finance were available we could move quicker!

AAG: Now that I have broached the question of funding, I should ask whether you're seeking additional funding sources, and whether there are any partner opportunities out there for businesses or individuals excited by your recent progress?

Moore: This is a major problem. In the past, the project has been hampered by false partnerships from those more interested in £'s & \$'s than the technology or the benefits that man and our only support system, planet Earth, will gain from the SEG. The main aim is for the SEG to be produced as cheaply as possible for the benefit of mankind and not just provide unimaginable profits for just a few 'fat cats'. If the final mass produced retail price is kept at the predicted £1,500, we all benefit. If 'investors' more interested in huge bank balances are involved, less will be able to benefit from the technology and the planet may not recover.

I find it amazing that there have been so many 'investors' prepared to sink huge amounts of money into projects purporting to be able to replicate the SEG technology in exchange for a 'large slice of the profits', yet few have been to prepared to sink much smaller sums into supporting the actual inventor of the SEG technology. Only last year it was reported that a Russian team is currently carrying out work in conjunction with an investor and [The Arlington Institute](#) on reconstruction of the SEG. They are not even in touch with Professor Searl!



John Searl: Inventor of the SEG, and arguably the father of modern antigravity.

So the answer to your question is simply if a philanthropic supporter comes forward to hasten this technology to the market place for us all, we would be interested. If as has been the case so far, more come forward demanding ownership and control, they will be rejected.

AAG: So the next step is a 2-ring prototype, right? Can you describe for me what's going to be required to add another ring/plate & roller set to the prototype, and tell me a bit about some of the technical challenges involved with this step?

Moore: The correct magnetic layer for the centre ring/plate may be ready before the second ring/plate. In the original SEG there were oxidation problems associated with the design and the use of Neodymium. As a result, a new alloy had to be designed. The new alloy is ready for the second ring/plate and is about to be despatched to the USA.


The technical challenges are more about the fine tuning of the 1960's design and carrying out the work with very basic but nevertheless expensive equipment. Much of the equipment has to be custom made as there are no other uses for the equipment needed for our work.

One of the original technical challenges was the stability of the magnetic fields. The design of the magnetic fields on the rollers and rings/plates of the SEG actually renew and strengthen the fields during rotation. The shift of the atomic structure of the materials is dependent on the purity and uniformity of the mixture of metals in the magnetic layer. This ultimately dictates the longevity of each component. The mixture is designed through the utilisation of the law of the squares not only to discover which alloy will actually be feasible, but also to discover which alloy permits the maximum controllable transfer of electrons between the outer shells of each atom of each metal in the alloy, to enable the electron flow. The factory producing the magnetic layer doubted that the combination of metals we ordered, would actually work. They tried and the alloy produced amazed them!

AAG: Searl claims that in a full SEG, the rollers levitate a few micrometers off the surface of the ring, which eliminates friction during operation. Did you notice this during your experiments, and have you noticed any wear on the surface over time to indicate that levitation might not be occurring?

Moore: Unfortunately, the "mock up" does not display the true Searl Effect, because without the second ring/plate, the rollers are attracted to the surface of the inner ring/plate. In the SEG, the rollers are suspended between the two rings/plates making no contact whatsoever with each other or the two surfaces of the rings/plates. Also without the benefit of the second ring/plate, the rollers do not run at equal distance from each other as a result of insufficient cross magnetic interacting fields. The knocking you hear is the occasional meeting of the surface of two rollers. They are not being "kicked" by external means.

For the purpose of the demonstration the rollers ran in contact with the central ring/plate. This contact produces friction and noise and would cause wear if the rollers were allowed to run over a period of time. The horizontal levitation is not possible until the second ring/plate is in position. The vertical levitation operates perfectly in the demonstration suspending the roller half way up the surface of the central ring/plate.



Full SEG: When fully constructed, the prototype will look like this CAD animation.

AAG: Supposedly, there's a point where a full SEG "goes over unity" during operation, which is characterized by the ring becoming superconducting, a noticeable self-spin effect as the RPM's spontaneously increase, the production of large amounts of electricity, a rapid drop in the temperature as the device "goes cold", and sometimes also a noticeable glow around the SEG. Did you notice any of these effects in your experiment, or perhaps any other unique anomalies?

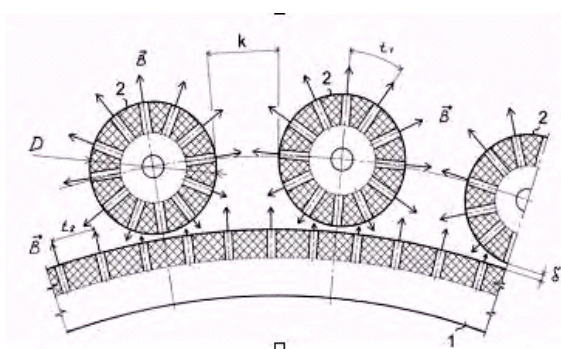
Moore: The characteristics and performance of the first demonstration were all described fully by John before construction commenced. No "over unity" characteristics were predicted or expected. Until the full SEG is constructed, the additional characteristics of "over unity" performance will not occur.

AAG: Speaking of anomalies, Godin & Roschin reportedly saw a self-spin effect as well as a pronounced glow during testing of their pseudo-SEG in 1992. I'm wondering what your thoughts are on their experiment, and do you plan to follow their example of a mechanical braking system to limit the self-spin on future prototypes?

Moore: There were a number of anomalies reported by the Godin & Roschin attempt to repeat John's work. Their report of "a Massive Searl effect, with several KW of excess energy being output to a resistor bank" and their statement that "the weight of the entire assembly dropped enormously" is interesting. However their work stopped abruptly! It was suggested that funds had run out. Whatever happened we may never know. They kept their results to themselves and did not provide any public demonstrations or produce any work in progress video documentaries. The SEG uses an electronic control to regulate self-spin and overload conditions.

AAG: The Godin & Roschin experiment was also notable as a departure from the traditional "AC-hysteresis" magnetization process used on the rings & rollers to a more simplistic solution they used based on dropping pre-magnetized cores into holes bored in their rollers. Any thoughts on this?

Moore: The Godin/Roschin work was a really good attempt. However for the size of their version of the SEG, its reported output was very disappointing. Part of the problem appears to have been alterations in the configuration the magnetic polarities of the stator and rollers. There appears to be no evidence that they used the three layered magnetic field profile used in the components of the SEG. There were reports that as time was approaching for public demonstration, it was "convenient" that the device was destroyed by persons unknown! We may never know the true story as there were a number of theories floating around about just what did happen.



Pseudo-SEG: The Godin & Roschin schematic above shows rollers using magnetized inserts.

AAG: Magnetization of the rings & rollers in an SEG is nearly a black-art, but inventor Paul Brown worked with Searl in the 1980's and felt comfortable that he'd recreated the process, and that it worked according to Searl's specifications. I'm wondering how you pursued the magnetization process, and was it challenging to perform correctly?

Moore: I understand from John that at no time did he ever provide information to anyone on the precise method required to impregnate all three magnetic layers onto each of the rollers and the rings/plates. The construction of the magnetising equipment requires precision engineering as each component relies on the precise configuration of interacting magnetic fields in order to create continuous even movement. In producing the first SEG, a considerable amount of electrical energy is consumed in the magnetising process. The first SEG's to be produced will be used in producing the power required to magnetise components for subsequent SEG's!

AAG: In many incorrectly-constructed homebuilt SEG's, there's a "traffic-jam" effect that happens as the rollers push each other back and forth during rotation around the ring. While I did notice a bit of jitter in your SEG's rollers during operation, I was nonetheless quite surprised by how smoothly the device seemed to operate. What's your opinion on this?

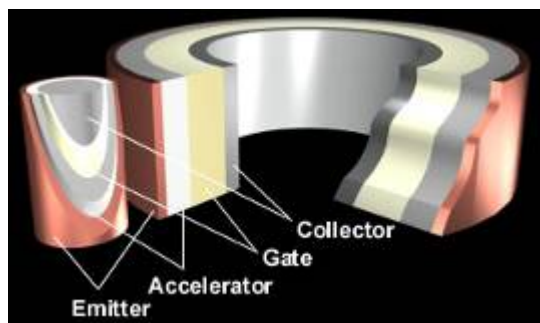


Test-Rig: A reportedly successful SEG test apparatus by the late Dr. Paul Brown in '86.

Moore: The correct construction of the SEG relies entirely on precise dimensions for the component parts and precision impregnation of the magnetic fields for each component. Once this is achieved, the "traffic jam" effect is eliminated. As soon as the second ring/plate is added, the rollers will run at an equal distance from each other and hover between the first two rings/plates.

AAG: You have talked about doing some redesign work on the SEG, including a new magnetic layer for the center ring. Is this a simple modification to your particular SEG, or a refinement to John's original SEG design?

Moore: The main problem with the original SEG is that much of the work and assembly had to be carried out in an Argon atmosphere as a result of oxidisation of the Neodymium. The SEG then had to be assembled in an Argon chamber and the SEG case filled with Argon Gas. Apart from minor improvements, in the past few years consideration has been given to the



Layers: A correctly constructed SEG requires multiple layers of materials in order to work.

use of a new alloy in the magnetic layer which avoids these problems.


AAG: If I understand things correctly, you'll be adding a second-ring to the SEG sometime in the summer of 2007, right? At that time, do you expect the device to be large enough to "go over unity" and begin producing the classic SEG effects?

Moore: The addition of the second ring will cause the device to run "over unity" and it will then start to produce some of the classic effects of the SEG.

AAG: Now the SEG requires a third ring and associated rollers, doesn't it? So while you're expecting some interesting effects from your summer experiments, Antigravity probably will not be among them. Is that an accurate statement?

Moore: The antigravity effects are not expected until the full SEG is reconstructed. We hope to have reconstructed the full SEG by February 2008. Electrical controls and tamperproof devices are being incorporated to prevent overload conditions for the retail version of the SEG!

AAG: For control on a completed SEG, there are two methods, aren't there? I understand that the SEG will supposedly "meet any load", so one method to keep it from going runaway is to keep the load small and the energy production down, right? However, I've heard that the IGV can be controlled using RF frequencies, and I'm wondering if this might apply to the two-ring SEG you'll be testing as well...



Searl IGV: A promotional poster shows an artist's rendering of an IGV in flight.

Moore: The two-ring demonstration does not have the ability to "go critical" and therefore will not require any special controls over its operation.

AAG: You're an avid reader and you subscribe to a number of scientific magazines, and participate in several professional scientific organizations as well. As such, what are your impressions about the state of mainstream science today, and what does the Searl legacy tell us about a scientific establishment that seems to have gone off the rails in terms of applied science & engineering?


Moore: It is not a question that the scientific establishment has gone "off the rails" in terms of applied science and engineering. Sadly the current worldwide educational system naturally produces specialists in a very narrow area of science and/or engineering. Without the lateral thinking required for new science, the blinkered vision held by most of us denies us the ability of

thinking "out of the box". Too many of us "blinkered" to the possibility of the validity of new discoveries, indeed many new discoveries may not succeed as a result of the very fact that the team members are all too closely related to one narrow band of science. Throughout the evolution of the SEG, many contributors from many walks of life have provided their insights, thoughts and knowledge. I suspect that this is why a breakthrough was achieved in the 1960's and 1970's and the invention improved and fine tuned right up to the present day.

Too many of us have been constrained by current published and learnt knowledge, yet time and time again new discoveries challenge and alter current theories and our understanding of the complex universe, which for this moment in time, supports our existence. For science to survive and progress, we must all at least be prepared to acknowledge the existence and possibility of new developments in science and engineering, often before the science is fully understood and documented.

AAG: You first met Searl since 1988, and in 19 years since then you have had the opportunity to meet a number of his original team members from the 60's & 70's. Can you tell me a bit about them, and share with us some of their descriptions of his earlier research?

Moore: This is a question which could not be answered in a couple of paragraphs. Once the SEG is on sale, I have enough documentation, video and diary notes to write a book about my discoveries of the history behind John and his work. To try to give you an overview I would say that in the time I have known John, I have had the privilege of meeting a number of those people who worked with him in the 1960's and 1970's, who have all confirmed the facts John explained to me in the first couple of years of our friendship. A number of the early friends and associates, many of whom I have met in the past nineteen years, have been interviewed by Bradley Lockerman for a forthcoming documentary on John's life.



The 60's: This photo, reportedly by the BBC, shows one of the original Searl IGV's in flight

In every case, I have been able to discuss the work carried out in the 60's and 70's and facts provided by John have been confirmed with 100% accuracy by them, often with comments such as "He asked us to carry out a piece of work which we did not think would work and to our amazement, the result was exactly as he predicted".

AAG: For over 50 years, Searl has inspired the Antigravity community, and I constantly see reminders of his influence in all manner of seemingly unrelated research. Is it fair to say that 'Antigravity is the house that Searl built', and regardless of which research project is first to market, on some level any serious effort will end up paying homage to Searl's remarkable legacy?

Moore: I have no doubt, John will eventually be recognised along with Einstein, Marconi, Tesla etc. John's work has been made possible by the input of many contributors from all walks of life and correspondence is welcomed from anyone interested in this science.


For those wanting even more information, a search on any main search engine for key words/phrases: Searl Effect Generator; SEG; Professor John Searl; John Searl, will provide most researchers with more information than can be read and digested in a month. Professor John Searl is one of the most discussed inventors on the Internet.

In addition to the official web site, online at www.searlsolution.com, another site is also being set up to provide more in-depth detail on the technology and will be announced in the first newsletter. This site will correct the inaccuracies that have inevitably crept into the journalise covering the work since its inception in the 60's.

Anyone wanting to follow the video progress of John's work should visit [my YouTube page](#) and then click on "More from this user" to the right of the video.

Also, for anyone who wants to receive bulletins hot off the press, please [email me](#) with 'Subscribe' as the subject and we'll add you to our mailing list for our latest progress reports.

Thanks again for the interview, Tim, and I look forward to updating everyone with the current state of the reconstruction of the SEG in our upcoming newsletters.



Searl Effect: Another well known and highly controversial photo of Searl and the IGV in flight.

Dr. Terry Moore is a key organizer in the Searl team's ongoing research efforts, as well as an avid environmentalist and homeopathic physician. He also volunteers as the honorary director of the [cat survival trust](#). Visit him online at [The Searl Solution](#) website, or see the remarkable new Searl video clips on [YouTube](#).